

**Pride**<sup>®</sup>  
 Mobility Products Ltd.  
 — LIVE YOUR BEST<sup>®</sup> —

PRIDE<sup>®</sup> MOBILITY SCOOTERS  
 LIVE YOUR BEST<sup>®</sup>



**Pride**<sup>®</sup>  
 Mobility Products Ltd.  
 — LIVE YOUR BEST<sup>®</sup> —



[f](#) [t](#) [in](#) pridemobilityuk  
[www.pride-mobility.co.uk](http://www.pride-mobility.co.uk)  
 tel: 01869 324600 | fax: 01869 323070

# Scooter Class Guide

## Scooter Class Guide:

Our range of mobility scooters can be sourced under the Motability scheme. Please read this helpful guide to help you choose the right scooter.

Scooters illustrated by this Symbol:

**L<sup>2</sup>**

Small class 2 light scooters (travel scooters), which are easy to dismantle.

Scooters illustrated by this Symbol:

**2**

A sturdier type of class 2 scooter, which is capable of transporting a higher weight than lighter scooters and can travel at speeds of up to 4 mph.

Scooters illustrated by this Symbol:

**3**

A much heavier type of scooter, which is capable of carrying between 20 to 30 stone (up to a maximum of 250kg) in passenger weight. This scooter can also travel at speeds of 8mph on road (4 mph on pavements) and must be registered by the DVLA.

## New to Pride Scooters

**Pride**  
**QUEST**

  
**Twin**



### 4 Mph Foldable Scooter

- Quick folding scooter
- 11.5 Ah lithium batteries
- Unique stability when travelling

### Opt Colours



Red



Black

**L<sup>2</sup>**







### 4 Mph Scooter

- Can be disassembled into 5 individual pieces
- 30 Ah batteries
- Delta tiller design, suitable for fine adjustments

### Opt Colours



Tru Blue



Orange



**2**

# Technical Specification



	Quest	Elite Traveller	Elite Traveller LX	Elite Traveller Plus	Elite Traveller Sport	Apex Rapid	Colt Twin	Apex Finesse
Max Speed	Up to 4mph (6.4 km/h)	Up to 4mph (6.4 km/h)	Up to 4mph (6.4 km/h)	Up to 4mph (6.4 km/h)	Up to 4mph (6.4 km/h)	Up to 4mph (6.4 km/h)	Up to 4mph (6.4 km/h)	Up to 4mph (6.4 km/h)
Turn Radius	82 cm (32.2")	3-W/ 83.8 cm (33") 4-W/ 112 cm (44.125")	112 cm (44.125")	3-W/ 87.6 cm (34.5") 4-W/ 116.2 cm (45.75")	128.3 cm (50.5")	116.2 cm (44.75")	106.7 cm (42")	152.1 cm (59.9")
Overall Length	93 cm (36.6")	3-W/ 94 cm (37") 4-W/ 100.3 cm (39.5")	100.3 cm (39.5")	3-W/ 101.6 cm (40") 4-W/ 102.25 cm (40.25")	109.2 cm (43")	104.1 cm (41")	116.8 cm (46")	119.4 cm (47")
Battery Requirements	x1 11.5 Ah Li-Ion battery	(2) 12V / 12AH (2) Optional 12V / 18AH deep cycle	(2) 12V / 12AH (2) Optional 12V / 18AH deep cycle	(2) 12V / 18AH deep cycle	(2) 12V / 18AH deep cycle	(2) 12V / 18AH deep cycle	(2) 12V / 30AH deep cycle	(2) 12V / 35AH deep cycle
Max Weight Capacity	18 Stone (115 kg)	21 Stone 6lbs (136 kg)	19 Stone 9lbs (125 kg)	23 Stone 3lbs (147 kg)	23 Stone 3lbs (147 kg)	21 Stone 6lbs (136 kg)	25 Stone (159 kg)	28 Stone 8lbs (181 kg)
Suspension	N/A	N/A	Seat Post	N/A	Seat Post	CTS Front and Rear	N/A	CTS Front and Rear
Weight of heaviest piece	N/A	3-W/ 13.4 kg (29.5 lbs.) 4-W/ 15.4 kg (34 lbs.)	15.2 kg (33.5 lbs.) Front Section	3-W/ 14.74 kg (32.5 lbs.) 4-W/ 15.88 kg (35 lbs.)	20 kg (44 lbs.) Front Section	16.6 kg (36.6 lbs.) Front Section	25 kg (55 lbs.) Front Section	35.2 kg (77.6 lbs.) Front Section

## Technical Specification Continued...



	Apex Sprint	Apex Spirit	Apex Spirit <sup>+</sup>	Colt Deluxe	Colt Sport	Colt Pursuit	Colt Executive	Apex Epic
Max Speed	Up to 4mph (6.4 km/h)	Up to 4mph (6.4 km/h)	Up to 6.25 Mph (10 km/h)	Up to 6.25 Mph (10 km/h)	Up to 8 mph (12.9 km/h)	Up to 8 mph (12.9 km/h)	Up to 8 mph (12.9 km/h)	Up to 8 mph (12.9 km/h)
Turn Radius	127 cm (50")	139.5 cm (54.9")	139.5 cm (54.9")	133.35 cm (52.5")	133.35 cm (52.5")	167.5 cm (66")	210.8 cm (83")	210.8 cm (83")
Overall Length	114 cm (44.9")	137 cm (53.9")	137 cm (53.9")	119.4 cm (47")	119.4 cm (47")	134.62 cm (53")	142.8 cm (56.25")	142 cm (56")
Battery Requirements	(2) 12V / 35AH deep cycle	(2) 12V / 35AH deep cycle	(2) 12V / 45AH deep cycle	(2) 12V / 40AH deep cycle	(2) 12V / 40AH deep cycle	(2) 12V / 50AH Optional (2) 12V / 70AH deep cycle	(2) 12V / 100AH deep cycle	(3) 12V / 55AH deep cycle
Max Weight Capacity	21 Stone 6lbs (136 kg)	25 Stone (160 kg)	25 Stone (160 kg)	28 Stone 8 lbs. (181 kg)	25 Stone (160 kg)	28 Stone 8lbs (181 kg)	28 Stone 8lbs (181 kg)	28 Stone 8lbs (181 kg)
Suspension	N/A	Front and Rear	Front and Rear	Front and Rear	Front and Rear	Front and Rear	Front and Rear	Front and Rear
Weight of heaviest piece	21.5 kg (47.6 lbs.)Front Section	N/A	N/A	29.48 kg (65 lbs.)Front Section	29.48 kg (65 lbs.)Front Section	43 kg (94.5 lbs.)Front Section	93.21 kg (205.5 lbs.)Main Frame	98 kg (216 lbs.)Front Main Frame

"The information contained herein is correct at the time of publication: due to the manufacturer's commitment to consistent improvement and development, they reserve the right to alter specifications without prior notice."

Please be aware that this is only a small selection of our great range of scooters. For more information go to:

[www.pride-mobility.co.uk](http://www.pride-mobility.co.uk)

# The Pride Scooter Series

**GOGO**  
ELITE TRAVELLER™



## 4 Mph Travel Scooter

- Feather touch disassembly
- Best selling travel scooter
- Optional 18 ah batteries

\* CONTACT PRIDE FOR OTHER  
OPTIONAL COLOURS AVAILABLE

### Opt Colours



Red



Blue



**GOGO**  
ELITE TRAVELLER **LX**



## 4 Mph Travel Scooter

- High level charging port
- Larger basket
- LED kerb light

### Opt Colours



Red



Blue



**GOGO**  
ELITE TRAVELLER™ PLUS



## 4 Mph Travel Scooter

- Enhanced outdoor performance and weight capacity
- Wrap around delta tiller for ease of control

\* CONTACT PRIDE FOR OTHER  
OPTIONAL COLOURS AVAILABLE

### Opt Colours



Red



Blue



**GOGO**  
ELITE TRAVELLER **SPORT**




## 4 Mph Travel Scooter

- Additional 2-inch deck space allows for more leg room
- A weight capacity of 23 Stone
- Standard 18 Ah batteries

### Opt Colours



Red



Blue





# The Pride Scooter Series



## 4 Mph Travel Scooter

- Front and rear suspension
- New exclusive design
- Standard 18 ah batteries



L<sup>2</sup>



Opt Colours



Twin



## 4 Mph Scooter

- Twin wheel design offers improved stability and manoeuvrability
- Frame design allows for increased leg space

Opt Colours



Red



Blue



2



## 4 Mph Scooter

- 28 Stone 8lbs weight capacity
- Front and rear suspension
- Sleek modern design

Opt Colours



Red



Blue



2



NEW  
APEX SPIRIT



## 4 Mph Scooter

- Front and rear suspension
- High visibility LED front and rear lights
- Pneumatic tyres

Opt Colours



Red



Blue



2

# The Pride Scooter Series

NEW  
APEX SPIRIT<sup>+</sup>



## 6.25 Mph Scooter

- Front and rear suspension
- High visibility LED front, rear and directional lights
- Pneumatic tyres

### Opt Colours



Red



Blue



3




## 6.25 Mph Scooter

- 28 Stone 8lbs weight capacity
- Optional Titanium Grey colour available
- 45Ah Batteries as standard

### Opt Colours



Red



Titanium Grey



3



## 8 Mph Scooter

- Enhanced front and rear LED lighting
- Front and rear suspension
- Lightweight, compact design

### Opt Colours



Red



Blue



3




## 8 Mph Scooter

- New LCD Control delta tiller design
- Front and rear suspension
- Stylish new rear LED lights

### Opt Colours



Red



Blue



3

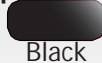
# The Pride Scooter Series



## 8 Mph Scooter

- Smooth performance
- New LCD Control delta tiller design
- Adjustable pillow top Captains seat


## Opt Colours



Black



Titanium Grey



Yellow



Motability

3



## 8 Mph Scooter

- 3 X 55Ah batteries for increased acceleration
- Full front and rear suspension
- Enhanced tiller

## Opt Colours



True Blue



White



Motability

3

## Share your story with Pride



Here at Pride Mobility, we love hearing and seeing how your products are improving your mobility. So make sure you keep on telling us how you are getting on, by going to one of the following:



pride.mobilityuk



pridemobilityuk

Use the hash tag:  
**#myprideproduct**

\*Please be advised that some of these statements will be used for marketing purposes. Please contact Pride UK if you would not like to be identified.

www.pride-mobility.co.uk | tel: 01869 324600 | fax: 01869 323070

sales@pride-mobility.co.uk | August 2015 - Rev: 008